

The correct frame size and saddle height – road racing bikes

The proper stride length multiplied by 0.665 and yields the theoretical value of the frame size in the unit cm.

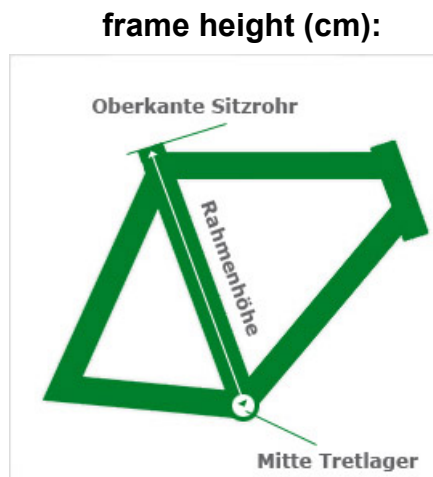
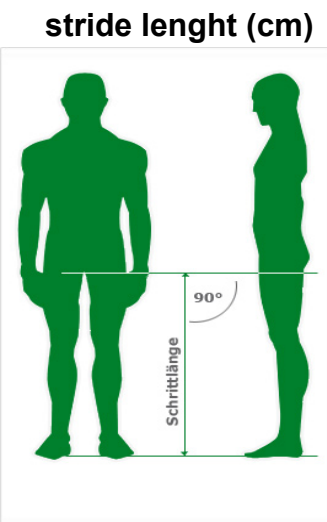
Important: the result refers to the German way of measuring!

The theoretical value between two sizes, is:

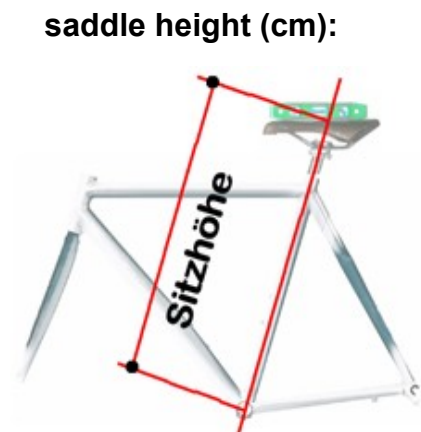
- under competition-oriented cyclists rather smaller size
- for sporty cyclists style rather the next larger size

stride length (cm) x 0.665 = frame height in cm (mid bottom breaker – top edge seat tube)

stride length (cm) x 0.885 = saddle height in cm (mid bottom breaker – top edge saddle)



mid bottom breaker –
top edge seat tube



mid bottom breaker –
top edge saddle

Road race bikes:

height	frame height road bike
155 - 165 cm	48 - 51 cm
165 - 170 cm	51 - 53 cm
170 - 175 cm	53 - 55 cm
175 - 180 cm	55 - 57 cm
180 - 185 cm	57 - 60 cm
185 - 190 cm	60 - 62 cm
190 - 200 cm	62 - 64 cm
200 - 210 cm	64 - 66 cm

CANYON - Roadlite & Endurace:

height	Frame height Canyon	stem - mm	size A: cm	size B: cm
155 - 165 cm	XS	80	*56/ 62 - 74	43 - 47
165 - 170 cm	S	90	62 - 78	46 - 50
171 - 176 cm	M	100	64 - 82	48 - 52
177 - 182 cm	L	110	68 - 84	50 - 54
183 - 190 cm	XL	110	70 - 86	52 - 56
191 - 200 cm	2XL	120	72 - 88	54 - 58
201 - 210 cm	3XL	120	74 - 92	56 - 60

*56 cm with short seat post

CANYON - Ultimate:

height	Frame height Canyon	stem - mm	size A: cm	size B: cm
155 - 169 cm	XS	80	*56/ 63 - 75	45 - 51
165 - 170 cm	S	90	63 - 79	47 - 53
171 - 176 cm	M	100	67 - 82	49 - 55
177 - 182 cm	L	110	69 - 84	52 - 58
183 - 190 cm	XL	110	71 - 86	53 - 59

*56 cm with short seat post

Sizes A + B:

